

# S7 High Lina 4551 s













## Data sheet



Figure: S7 High with design concrete and Lina 4551 s  
Surface finish:  
Camina silicate paint



Figure: S7 High with Lina 4551 s | Surface finish: Camina silicate paint

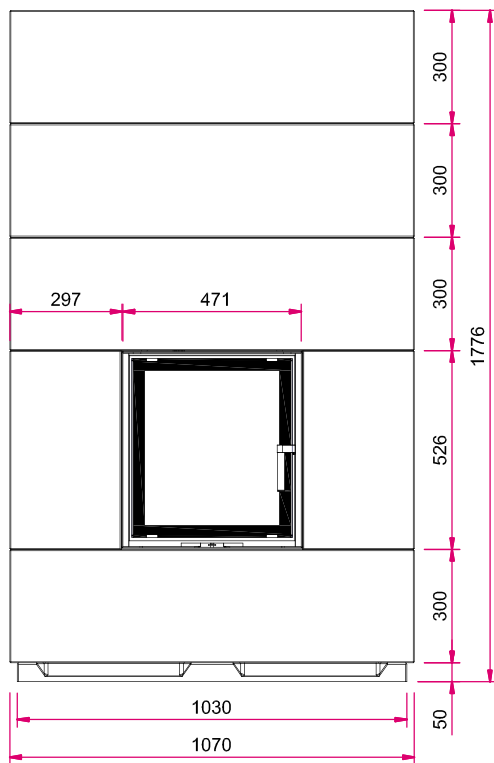
Standard	Total weight	Optional	Accessories		Storage concrete	Fireplace insert
 hinged door Hinge on left / right   Front Kristall	 approx. 670 kg	 Guillotine door   Double glazing	 Top mounted heat exchanger   Spark protection plate	 SMR	 Storage concrete   Design concrete	  Lina 4551 s Nominal heat output: 7 kW Flue gas connector: Ø 180 mm  <div>  </div> Energy efficiency class as per (EU) 2015/1186  More information at <a href="http://www.camina-schmid.de">www.camina-schmid.de</a>

# S7 High

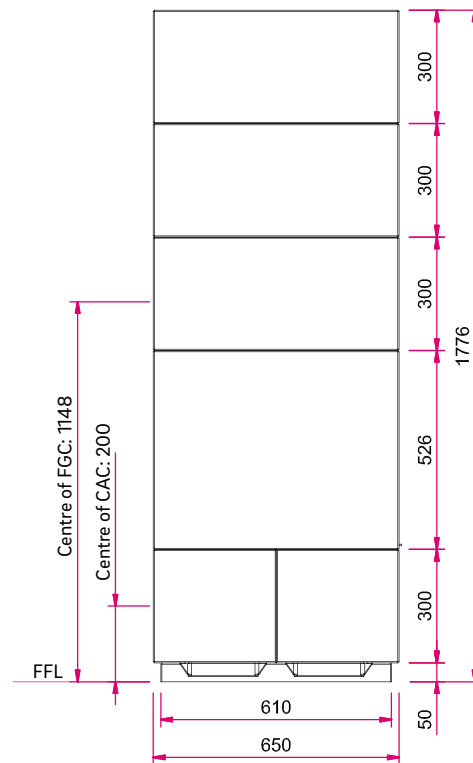
Lina 4551 s

## Dimensional drawing

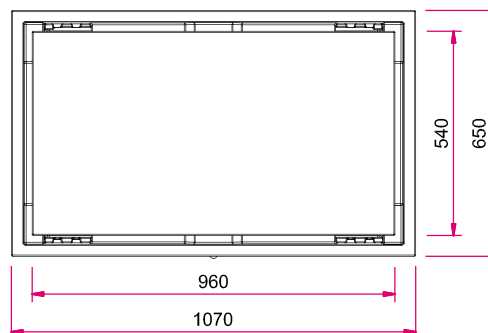
Front view, scale 1:20



Left side view scale 1:20



Top view, scale 1:20



**Note on left side view scale 1:20:** AS (FGC): Flue gas connector, VLS (CAC): Combustion air connector, OKFF (FFL): Finished floor level

Please note the information on **optional accessories** in our price list.

Illustrations are similar. All photos and drawings are protected by copyright. Usage or publication, even of individual details, is only permitted with our authorisation. There may be modifications to the colour and technical details caused by ongoing developments; subject to errors and omissions. Dated: 07/2018

# S7 High

## Lina 5551 s













### Data sheet



Figure: S7 High with design concrete and Lina 5551 s  
Surface finish:  
Camina silicate paint



Figure: S7 High with Lina 5551 s | Surface finish: Camina silicate paint

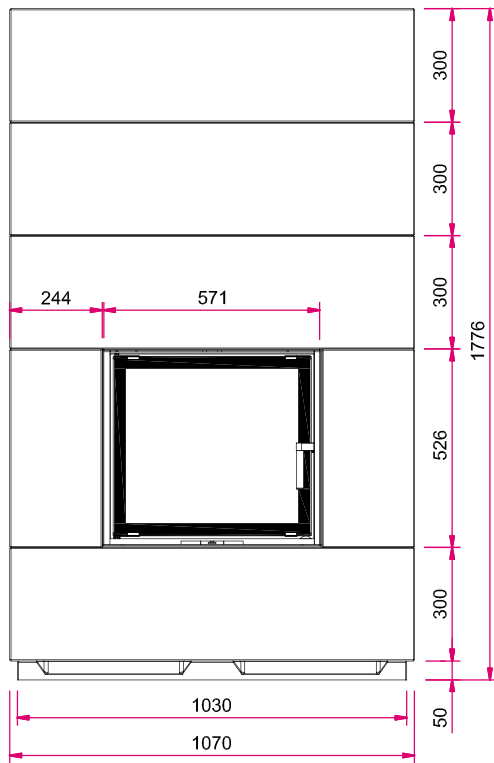
Standard	Total weight	Optional	Accessories		Storage concrete	Fireplace insert
 hinged door Hinge on left / right  Front Kristall	 approx. 689 kg	 Guillotine door  Double glazing	 Top mounted heat exchanger  SMR	 Spark protection plate	 Storage concrete  Design concrete	 Lina 5551 s Nominal heat output: 7 kW Flue gas connector: Ø 180 mm  Energy efficiency class as per (EU) 2015/1186 More information at <a href="http://www.camina-schmid.de">www.camina-schmid.de</a>

# S7 High

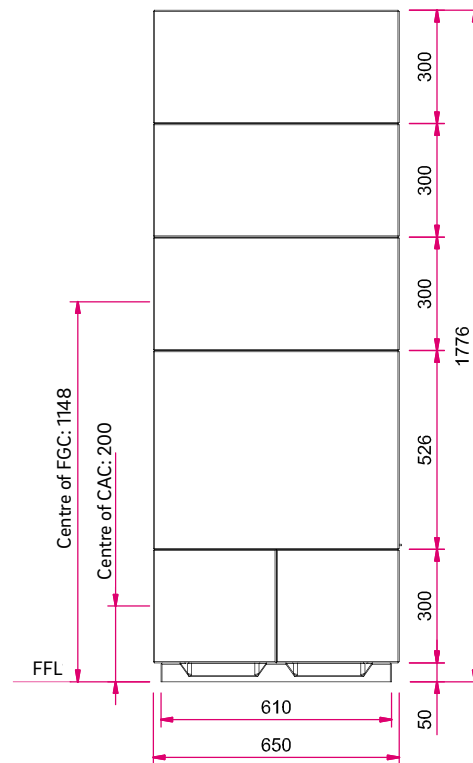
Lina 5551 s

## Dimensional drawing

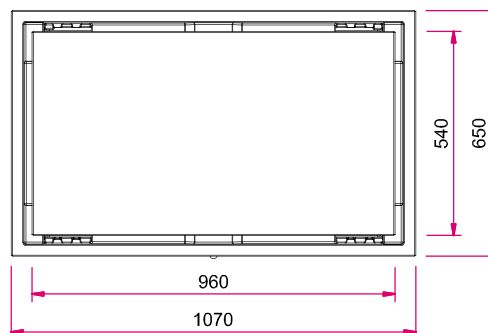
Front view, scale 1:20



Left side view scale 1:20



Top view, scale 1:20



**Note on left side view scale 1:20:** AS (FGC): Flue gas connector, VLS (CAC): Combustion air connector, OKFF (FFL): Finished floor level

Please note the information on **optional accessories** in our price list.

Illustrations are similar. All photos and drawings are protected by copyright. Usage or publication, even of individual details, is only permitted with our authorisation. There may be modifications to the colour and technical details caused by ongoing developments; subject to errors and omissions. Dated: 07/2018

# S7 High

Lina 6751 s














## Data sheet



Figure: S7 High with design concrete and Lina 6751 s  
Surface finish:  
Camina silicate paint



Figure: S7 High with Lina 6751 s | Surface finish: Camina silicate paint

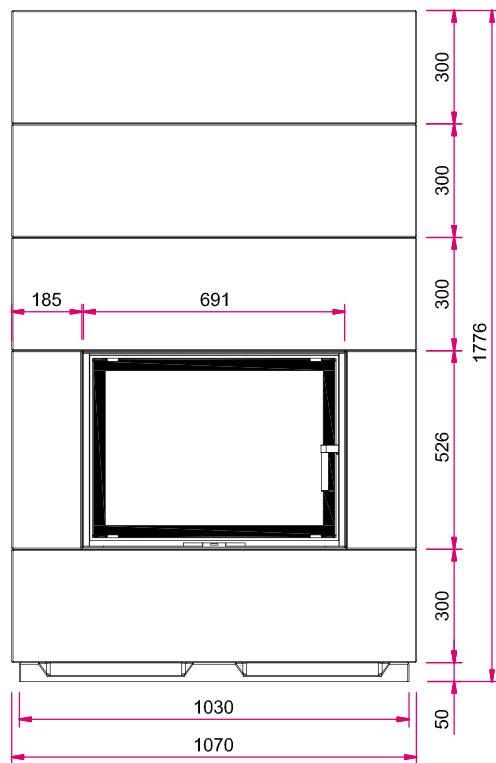
Standard	Total weight	Optional	Accessories		Storage concrete	Fireplace insert
 <p>hinged door Hinge on left / right</p>  <p>Front Kristall</p>	 <p>approx. 707 kg</p>	 <p>Guillotine door</p>  <p>Kristall+ front (Lina h only)</p>  <p>Double glazing</p>	 <p>Top mounted heat exchanger</p>  <p>SMR</p>  <p>Spark protection plate</p>		 <p>Storage concrete</p>  <p>Design concrete</p>	 <p>Lina 6751 s Nominal heat output: 9 kW Flue gas connector: Ø 180 mm</p> <div>  <p>Energy efficiency class as per (EU) 2015/1186</p> </div> <p>More information at <a href="http://www.camina-schmid.de">www.camina-schmid.de</a></p>

# S7 High

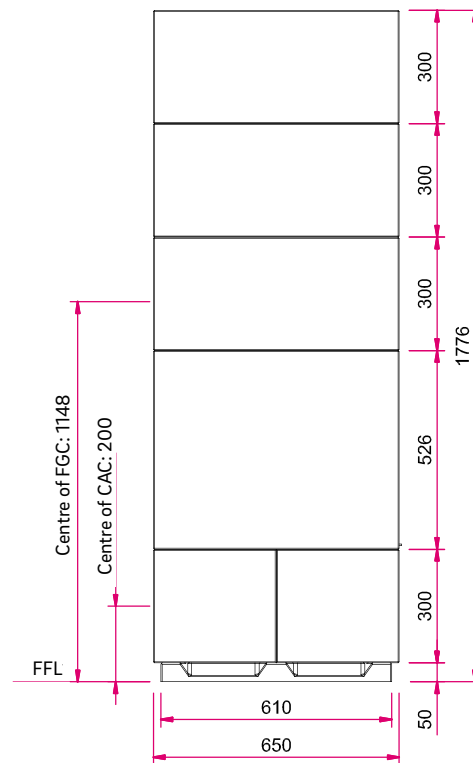
Lina 6751 s

## Dimensional drawing

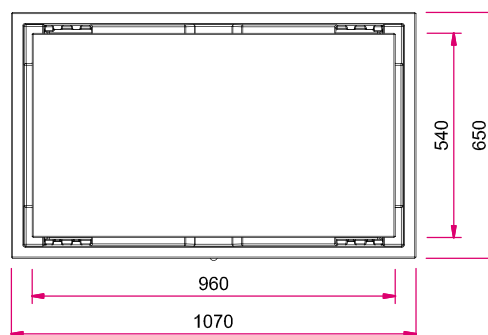
Front view, scale 1:20



Left side view scale 1:20



Top view, scale 1:20



**Note on left side view scale 1:20:** AS (FGC): Flue gas connector, VLS (CAC): Combustion air connector, OKFF (FFL): Finished floor level

Please note the information on **optional accessories** in our price list.

Illustrations are similar. All photos and drawings are protected by copyright. Usage or publication, even of individual details, is only permitted with our authorisation. There may be modifications to the colour and technical details caused by ongoing developments; subject to errors and omissions. Dated: 07/2018

# S7 High

Lina W 6751 s











## Data sheet



Figure: S7 High with design concrete and Lina W 6751 s  
Surface finish:  
Camina silicate paint



Figure: S7 High with Lina W 6751 s | Surface finish: Camina silicate paint

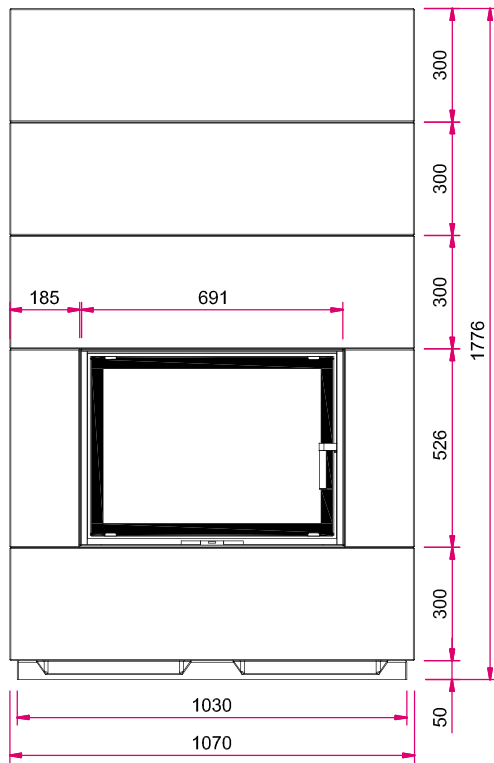
Standard	Total weight	Optional	Accessories	Storage concrete	Fireplace insert
 <p>hinged door Hinge on left / right</p>  <p>Front Kristall</p>  <p>Boiler unit Lina W</p>	 <p>approx. 757 kg</p>	 <p>Guillotine door</p>	 <p>Spark protection plate</p>	 <p>Storage concrete</p>  <p>Design concrete</p>	 <p>Lina W 6751 s Nominal heat output: 14.5 kW Flue gas connector: Ø 200 mm</p> <div>  <p>Energy efficiency class as per (EU) 2015/1186</p> </div> <p>More information at <a href="http://www.camina-schmid.de">www.camina-schmid.de</a></p>

# S7 High

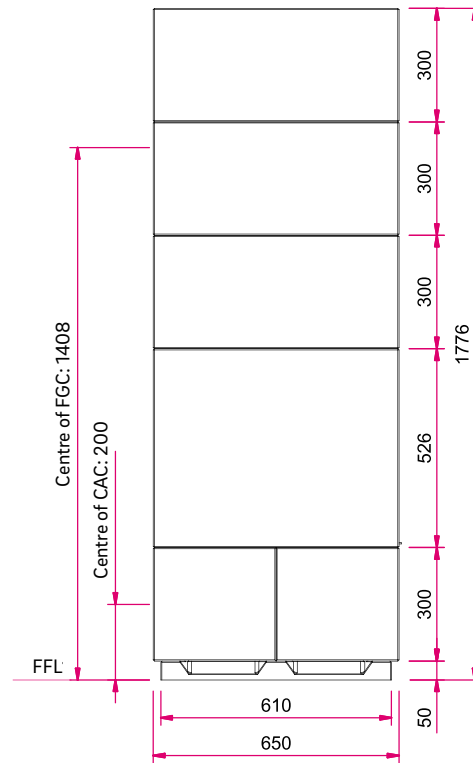
Lina W 6751 s

## Dimensional drawing

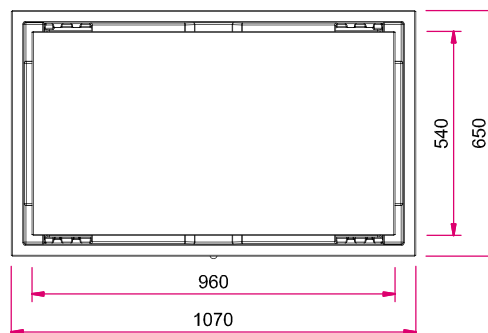
Front view, scale 1:20



Left side view scale 1:20



Top view, scale 1:20



**Note on left side view scale 1:20:** AS (FGC): Flue gas connector, VLS (CAC): Combustion air connector, OKFF (FFL): Finished floor level

Please note the information on **optional accessories** in our price list.

Illustrations are similar. All photos and drawings are protected by copyright. Usage or publication, even of individual details, is only permitted with our authorisation. There may be modifications to the colour and technical details caused by ongoing developments; subject to errors and omissions. Dated: 07/2018