











# S3

## Data sheet



Information  
on the wall  
structure

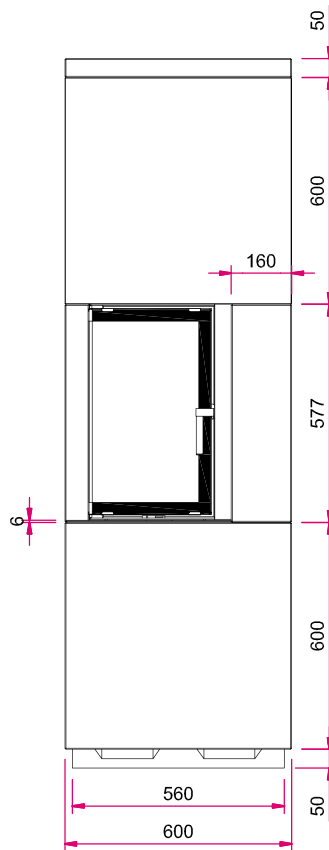
Figure: S3 | Surface finish: Camina silicate paint

Standard	Total weight	Optional	Accessories	Storage concrete	Fireplace insert
 <p>hinged door Hinge on left / right</p>  <p>Front Kristall</p>  <p>Rear-ventilated back wall</p>	 <p>approx. 340 kg</p>	 <p>Guillotine door</p>	 <p>Spark protection plate</p>	 <p>Storage concrete</p>  <p>Design concrete</p>	 <p>Ekko 34(34)57 s Nominal heat output: 7 kW Flue gas connector: Ø 160 mm</p> <p> A<sup>+</sup></p> <p>Energy efficiency class as per (EU) 2015/1186</p> <p>More information at <a href="http://www.camina-schmid.de">www.camina-schmid.de</a></p>

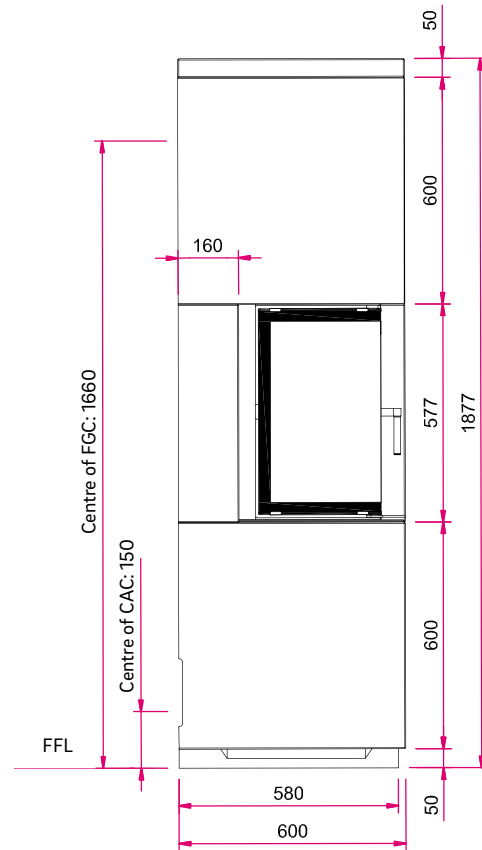
# S3

## Dimensional drawing

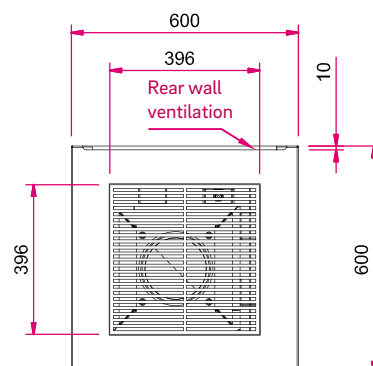
Front view, scale 1:20



Left side view scale 1:20



Top view, scale 1:20



**Note on left side view scale 1:20:** AS (FGC): Flue gas connector, VLS (CAC): Combustion air connector, OKFF (FFL): Finished floor level

Please note the information on **optional accessories** in our price list.

Illustrations are similar. All photos and drawings are protected by copyright. Usage or publication, even of individual details, is only permitted with our authorisation. There may be modifications to the colour and technical details caused by ongoing developments; subject to errors and omissions. Dated: 07/2018