

S15

Data sheet



Figure: S15 with design concrete
Surface finish:
Camina concrete paint



Information
on the wall
structure

Figure: S15 | Surface finish: Camina concrete paint

Standard



Guillotine door



Front
Kristall



Rear-ventilated
back wall

Total weight



approx. 615 kg

Optional

Accessories



SMR



Spark protection
plate

Storage concrete



Storage concrete

Fireplace insert



Ekko U 55(45)51 h
Nominal heat output: 9 kW
Flue gas connector: Ø 200 mm

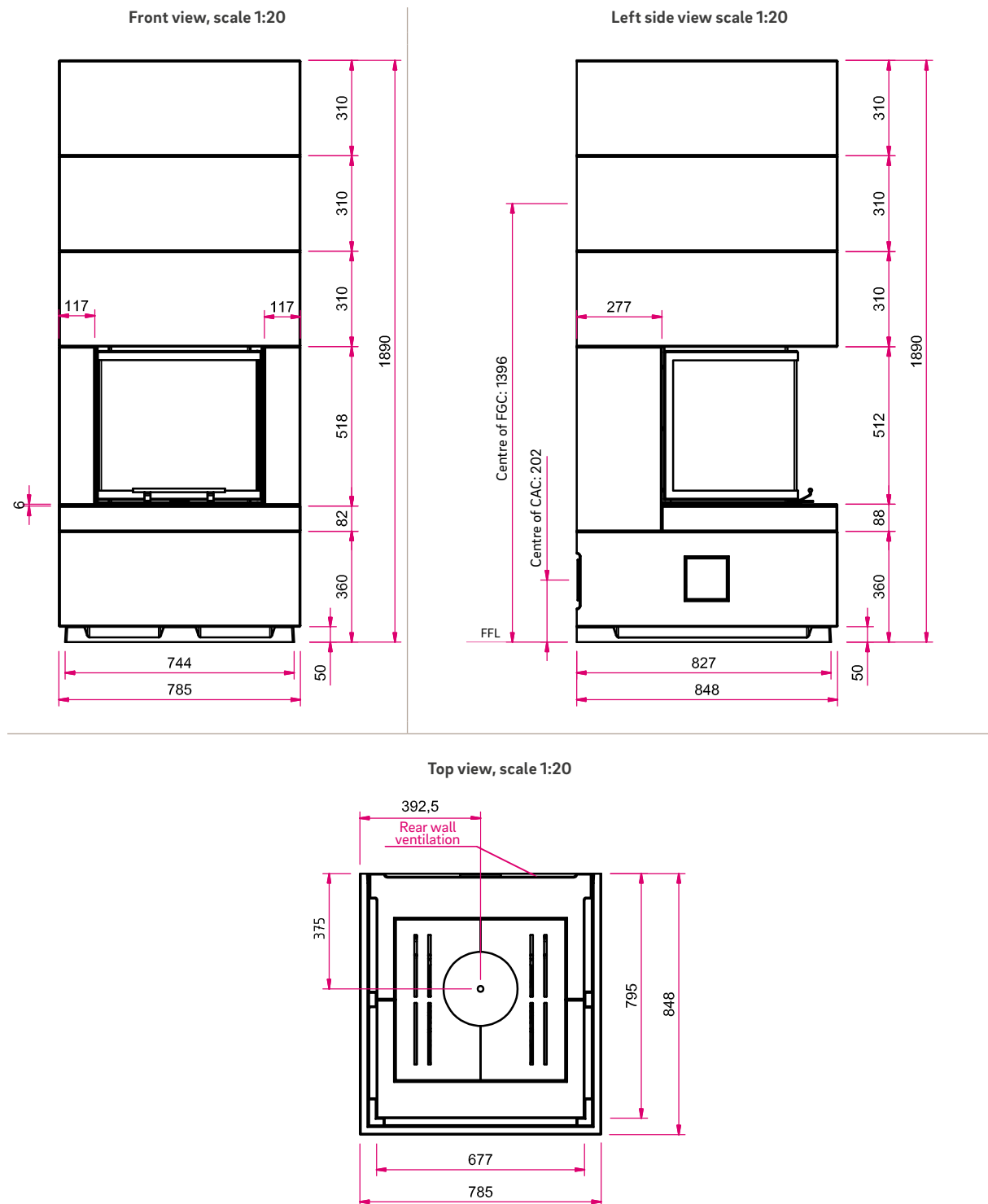


Energy efficiency class as per
(EU) 2015/1186

More information at
www.camina-schmid.de

S15

Dimensional drawing



Note on left side view scale 1:20: AS (FGC): Flue gas connector, VLS (CAC): Combustion air connector, OKFF (FFL): Finished floor level

Please note the information on **optional accessories** in our price list.









Illustrations are similar. All photos and drawings are protected by copyright. Usage or publication, even of individual details, is only permitted with our authorisation. There may be modifications to the colour and technical details caused by ongoing developments; subject to errors and omissions. Dated: 11/2020

S15 design concrete

Data sheet



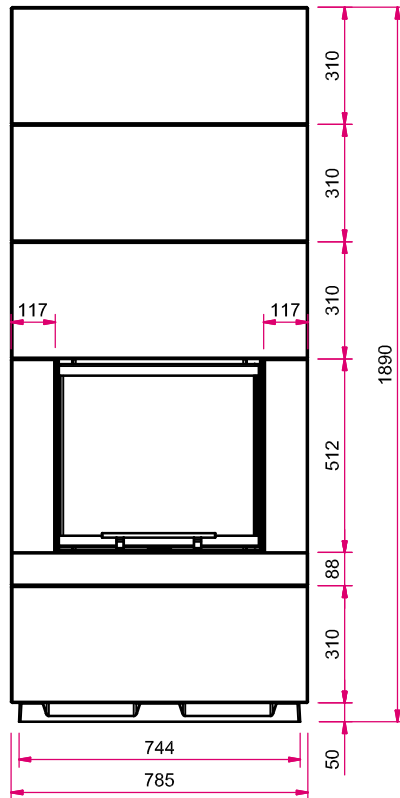
Figure: S15 with design concrete | Surface finish: Camina concrete paint

Standard	Total weight	Optional	Accessories	Storage concrete	Fireplace insert
 <p>Guillotine door</p>  <p>Front Kristall</p>  <p>Rear-ventilated back wall</p>	 <p>approx. 615 kg</p>		 <p>SMR</p>  <p>Spark protection plate</p>	 <p>Design concrete</p>	 <p>Ekko U 55(45)51 h Nominal heat output: 9 kW Flue gas connector: Ø 200 mm</p> <p>A</p> <p>Energy efficiency class as per (EU) 2015/1186</p> <p>More information at www.camina-schmid.de</p>

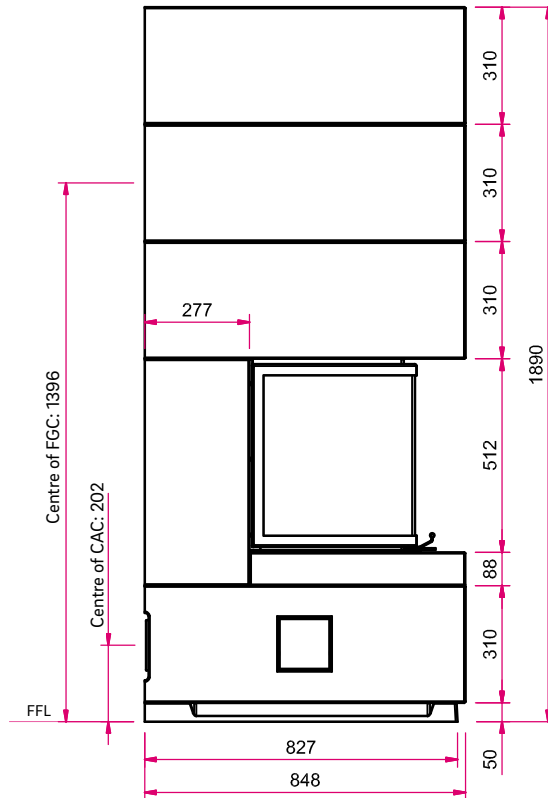
S15 design concrete

Dimensional drawing

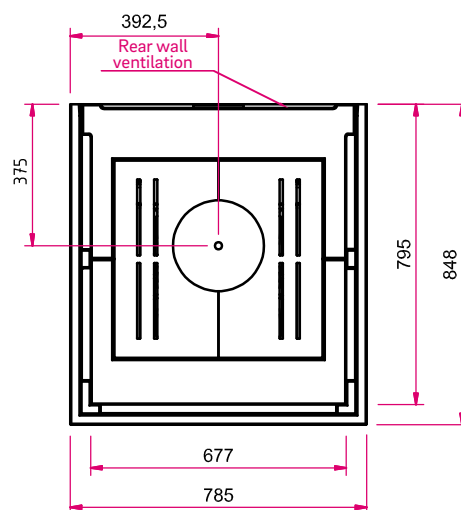
Front view, scale 1:20



Left side view scale 1:20



Top view, scale 1:20



Note on left side view scale 1:20: AS (FGC): Flue gas connector, VLS (CAC): Combustion air connector, OKFF (FFL): Finished floor level

Please note the information on **optional accessories** in our price list.













Illustrations are similar. All photos and drawings are protected by copyright. Usage or publication, even of individual details, is only permitted with our authorisation. There may be modifications to the colour and technical details caused by ongoing developments; subject to errors and omissions. Dated: 11/2020

S15 natural stone fire table

Data sheet

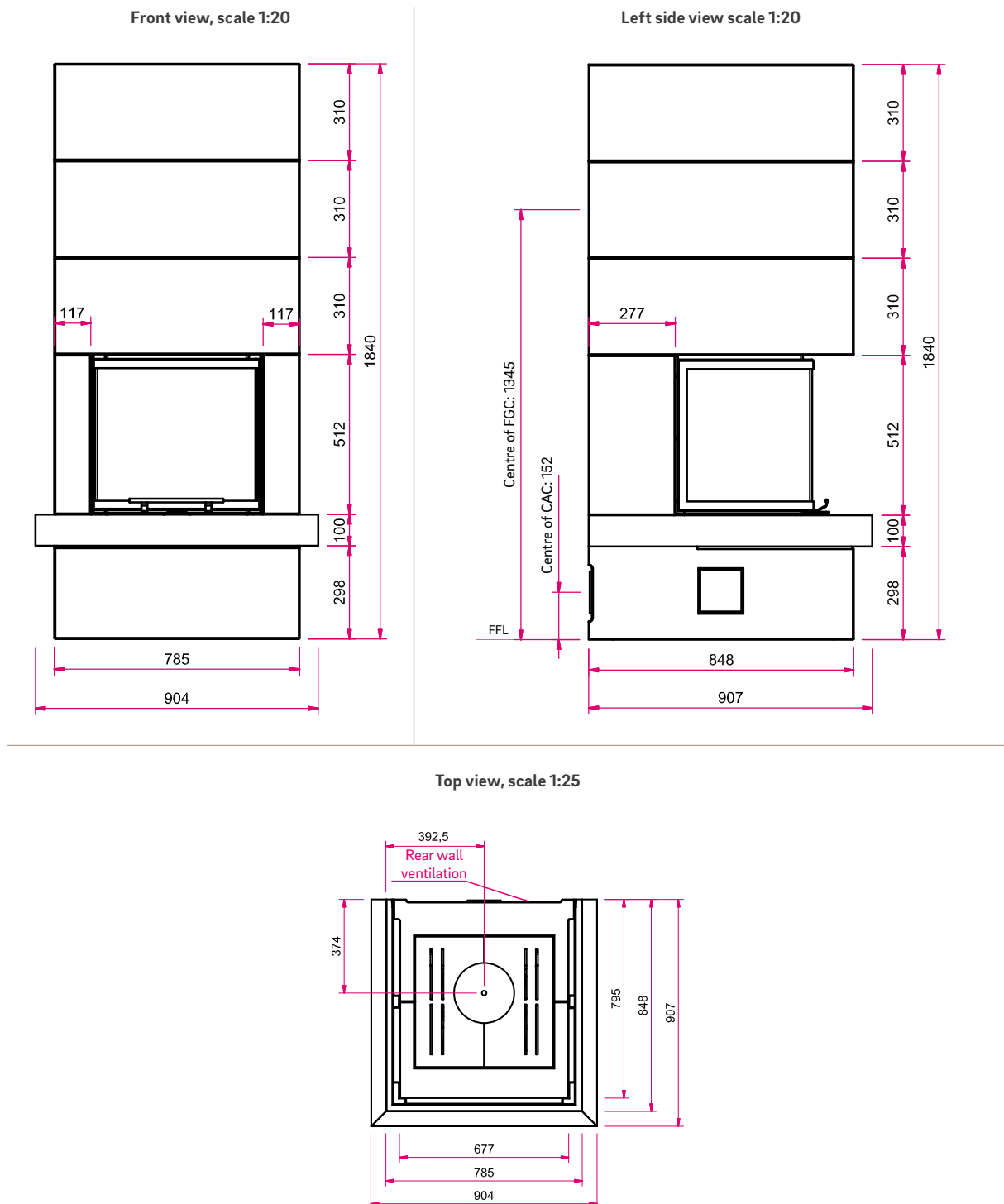


Figure: S15 with Nero natural stone fire table | Surface finish: Camina concrete paint

Standard	Total weight	Optional	Accessories	Storage concrete	Fireplace insert
 <p>Guillotine door</p>  <p>Front Kristall</p>  <p>Rear-ventilated back wall</p>	 <p>approx. 625 kg</p>		 <p>SMR</p>  <p>Spark protection plate</p>	 <p>Blanco Carrara</p>  <p>Mocca Creme</p>  <p>Nero matt</p>  <p>Grigio matt</p>  <p>Nero</p>	 <p>Ekko U 55(45)51 h Nominal heat output: 9 kW Flue gas connector: Ø 200 mm</p> <p>A</p> <p>Energy efficiency class as per (EU) 2015/1186</p> <p>More information at www.camina-schmid.de</p>

S15 natural stone fire table

Dimensional drawing



Note on left side view scale 1:20: AS (FGC): Flue gas connector, VLS (CAC): Combustion air connector, OKFF (FFL): Finished floor level

Please note the information on **optional accessories** in our price list.

Illustrations are similar. All photos and drawings are protected by copyright. Usage or publication, even of individual details, is only permitted with our authorisation. There may be modifications to the colour and technical details caused by ongoing developments; subject to errors and omissions. Dated: 11/2020