

Ekko W R 67(45)51 s one-piece frame

Data sheet

Details

- Boiler unit open on two sides, based on the Ekko range, fully water-washed
- One-piece frame
- 67(45)51 – Height 51 cm
- Self-closing door
- Adjustable lower air washing
- Standard fire box inner lining: white smooth chamotte
- High-grade cast-iron dome, all parts can be moved, adjustable between 0 – 90°



Ekko W R 67(45)51 one-piece frame and hinged front

Technical data

• Nominal heat output	14,9 kW
• Water heat output	7 kW
• Thermal output range	–
• Efficiency	>80 %
• Insulation thickness (with wall that does not need to be protected) (based on SILCA® 250KM)	60 mm
• Combustion air connector	Ø 125 mm
• Recommend length of logs	33 cm
• Weight	310 kg
• Heat distribution through the viewing window	30 %
• Heat distribution, convective output	20 %
• Heat distribution: waterside output	50 %
• Water content	52 ltr.
• Max. operating pressure	3,0 bar

Standard



Hydronic technology



Kristall front



Door hinge on left



Combustion air connector

Optional



Combustion air connector

Data for chimney sweep according to DIN EN 13384 (closed operation)

Triple values with nominal heat output

• Flue gas mass flow	17,0 g/s
• Flue gas temperature	215 °C
• Required delivery pressure	12 Pa

Triple values for calculating ceramic flues (wood fuel)

• Recommended flue length ¹	–
--	---

Data for closed design

• Minimum heat-emitting surface ²	–
--	---

Accessories



SMR

¹The information regarding flue lengths is a recommendation and based on the calculation in accordance with TROL 2022 chapter 15. The calculation is based on a medium-heavy design and a flue ratio of 360 cm².

²Average value based on the storage time. Dependent on the material properties and the construction thickness. Mean specific heat distribution = approx. 500 W/m²

There may be modifications to the colour and technical details caused by ongoing developments; subject to errors and omissions. Dated: 01/2024



Energy efficiency class in accordance with (EU) 2015/1186



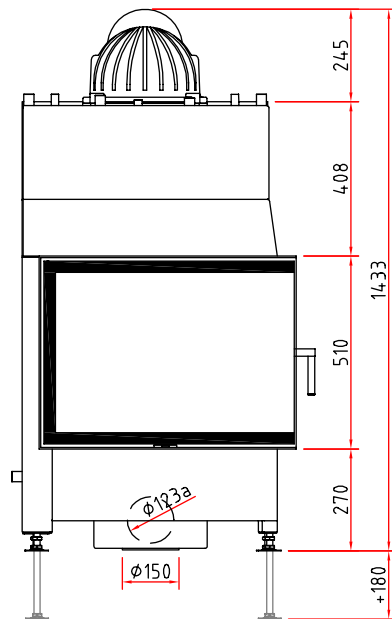
1. Federal Emissions Control Ordinance Stage 2



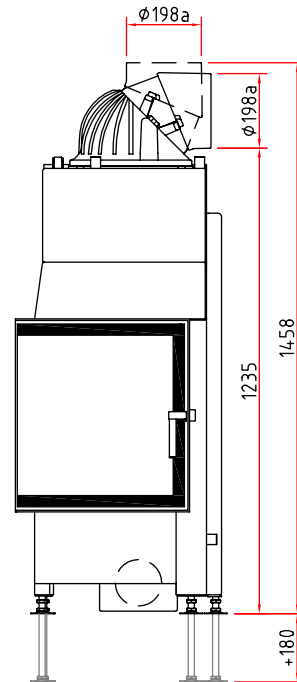
Ekko W R 67(45)51 s one-piece frame

Dimensional drawing

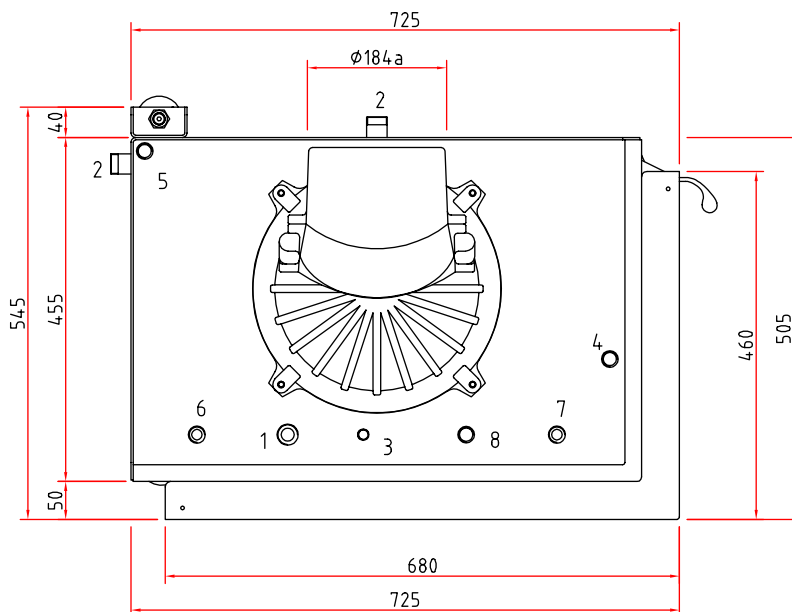
Front view, scale 1:20



Side view, scale 1:20



Top view, scale 1:10



Water connections

- 1 Heating flow 3/4" male
- 2 Return 3/4" male
- 3 Quick vent 3/8" female
- 4 Pump control sensor 1/2" female
- 5 Sensor for thermal discharge safety device (TAS) 1/2" female
- 6 Fresh water supply 1/2" male / thermal discharge safety device
- 7 Fresh water drain 1/2" male / thermal discharge safety device
- 8 Safety valve 1/2" female

Important notes

- Ensure that all connections and safety devices are accessible (e.g. grille or inspection door).
- Never exceed the maximum ambient temperature of 160 °C.
- Fit the safety valve, thermal discharge safety device and air vent in the cold part of the system, if required.

Product data sheet

Regulation (EU) 2015/1186 supplementing Directive 2010/30/EU

	Ekko W L/R 67 s/ h
Supplier's name:	Camina & Schmid Feuerdesign und Technik GmbH & Co. KG
Supplier's model identifier:	Ekko W L/R 67 s/h
Energy efficiency class:	A+
Direct heat output (kW)	7,9
Indirect heat output (kW):	7,0
Energy efficiency index (EEI):	109,0
Energy efficiency at nominal heat output (%):	82,1
Notes for specific precautions, installation or maintenance:	Please note the reference in the assembly instructions and operating manuals!

There may be modifications to technical details caused by ongoing developments; subject to errors and omissions. Dated: 11/2021



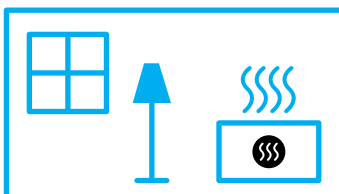
ENERG
енергия · ενέργεια



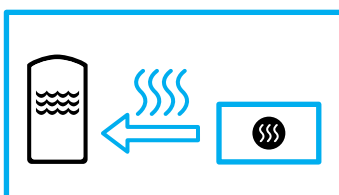
Camina  Schmid Ekko W L/R 67 s/h



A⁺



7,9
kW



7,0
kW

ENERGIA · ЕНЕРГИЯ · ΕΝΕΡΓΕΙΑ · ENERGIJA · ENERGY · ENERGIE · ENERGI

2015/1186