

SH 11 D

Data sheet

Details

- Manual combustion air control
- Refractory lining with catalytic wavestone
- Inner lining (refractory lining) can be replaced through the fire door

Technical data

• Nominal heat output incl. NHK	11kW
• Thermal output range	4,3 – 12,7kW
• Efficiency	> 80 %
• Insulation thickness (with wall that does not need to be protected) (based on SILCA® 250KM)	60 mm
• Combustion air connector	–
• Recommend length of logs	45 cm
• Weight including chamotte	270 kg
• Heat distribution through the viewing window	10 %
• Heat distribution, convective output	90 %
• Combustion air requirement	46,6 m³/h

Data for chimney sweep according to DIN EN 13384 (closed operation)

Triple values with nominal heat output

• Flue gas mass flow	10,4 g/s
• Flue gas temperature downstream of the connecting surface	270 °C
• Required delivery pressure	12 Pa

Triple values for calculating ceramic flues (wood fuel)

• Firing power	15,1kW
• Flue gas mass flow	15,2kW
• Flue gas temperature upstream of the connecting surface	493 °C
• Required delivery pressure at the flue gas connector	15 Pa
• Combustion air requirement	35,3 m³/h



SH 11 D

Standard



Door hinge on right



Triple glazed



Wood-burning

Accessories



Hydronic technology



Energy efficiency class in accordance with (EU) 2015/1186



1. Federal Emissions Control Ordinance Stage 2

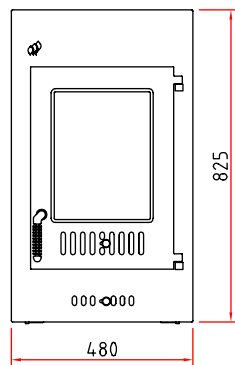


There may be modifications to the colour and technical details caused by ongoing developments; subject to errors and omissions. Dated: 07/2018

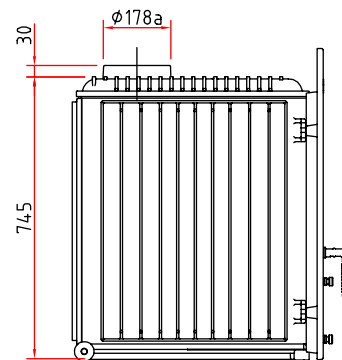
SH 11 D

Dimensional drawing

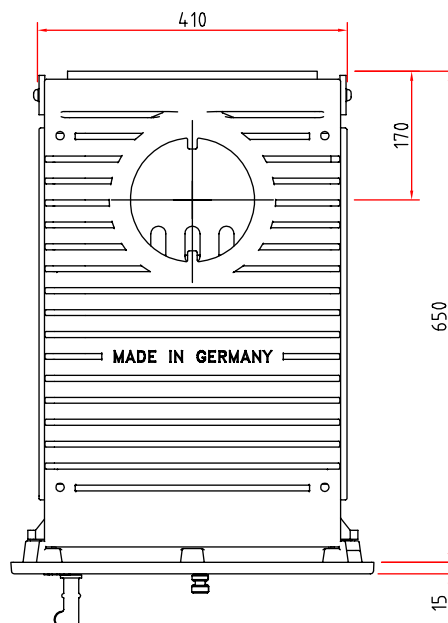
Front view, scale 1:20



Side view, scale 1:20



Top view, scale 1:10



Product data sheet

Regulation (EU) 2015/1186 supplementing Directive 2010/30/EU

	SH 11 D, SH 11 G, SH 11 T
Supplier's name:	Camina & Schmid Feuerdesign und Technik GmbH & Co. KG
Supplier's model identifier:	SH 11 D, SH 11 G, SH 11 T
Energy efficiency class:	A+
Direct heat output (kW)	11,0
Indirect heat output (kW):	–
Energy efficiency index (EEI):	109,5
Energy efficiency at nominal heat output (%):	82,4
Notes for specific precautions, installation or maintenance:	Please note the reference in the assembly instructions and operating manuals!

There may be modifications to technical details caused by ongoing developments; subject to errors and omissions. Dated: 11/2021



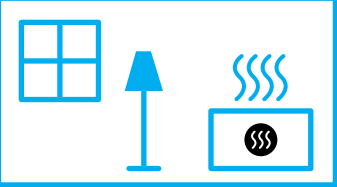
ENERG
енергия · ενέργεια



Camina  Schmid SH 11 D, SH 11 G, SH 11 T



A⁺



11,0
kW

ENERGIA · ЕНЕРГИЯ · ΕΝΕΡΓΕΙΑ · ENERGIJA · ENERGY · ENERGIE · ENERGI

2015/1186