

Format 6

Data sheet

Details

- With solid, painted, black front panel
- Suitable for multiple flue connections
- With upper, low-emission firing
- With proven combustion chamber-refractory / cast-iron combination

Technical data

• Nominal heat output incl. NHK	6 kW
• Thermal output range	3,2 – 7,1 kW
• Efficiency	> 80 %
• Insulation thickness (with wall that does not need to be protected) (based on SILCA® 250KM)	60 mm
• Combustion air connector	–
• Recommend length of logs	33 cm
• Weight including chamotte	135 kg
• Heat distribution through the viewing window	10 %
• Heat distribution, convective output	90 %
• Combustion air requirement	30 m³/h



Format 6

Standard



Door hinge on right



Grate combustion

Data for chimney sweep according to DIN EN 13384 (closed operation)

Triple values with nominal heat output

• Flue gas mass flow	8,6 g/s
• Flue gas temperature downstream of the connecting surface	260 °C
• Required delivery pressure	14 Pa

Triple values for calculating ceramic flues (wood fuel)

• Firing power	11,2 kW
• Flue gas mass flow	14,0 kW
• Flue gas temperature upstream of the connecting surface	504 °C
• Required delivery pressure at the flue gas connector	15 Pa
• Combustion air requirement	31,9 m³/h



Energy efficiency class in accordance with (EU) 2015/1186



1. Federal Emissions Control Ordinance Stage 2

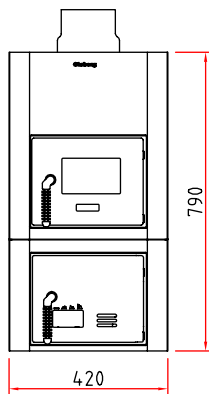


There may be modifications to the colour and technical details caused by ongoing developments; subject to errors and omissions. Dated: 07/2018

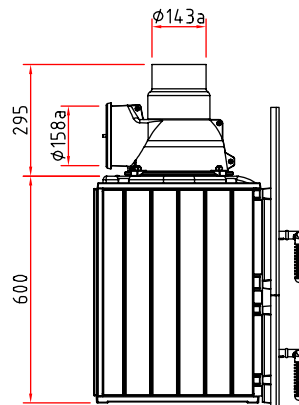
Format 6

Dimensional drawing

Front view, scale 1:20



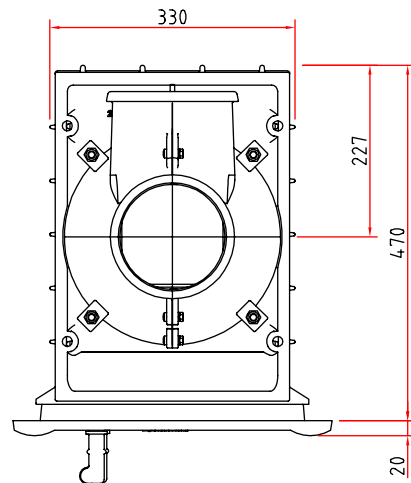
Side view, scale 1:20



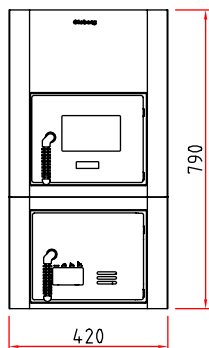
Outlet on top: incl. reduction piece
from $\phi 158a$ to $\phi 143a$

Outlet on back: incl. Cover

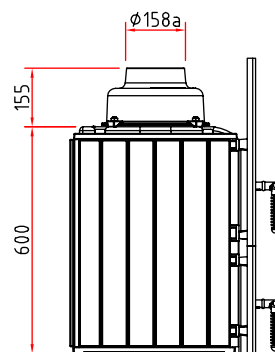
Top view, scale 1:10



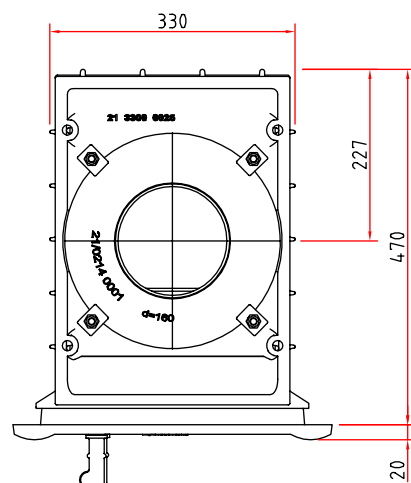
Front view, scale 1:20



Side view, scale 1:20



Top view, scale 1:10



Product data sheet

Regulation (EU) 2015/1186 supplementing Directive 2010/30/EU

	Format 6, Creation 6
Supplier's name:	Camina & Schmid Feuerdesign und Technik GmbH & Co. KG
Supplier's model identifier:	Format 6, Creation 6
Energy efficiency class:	A+
Direct heat output (kW)	6,0
Indirect heat output (kW):	–
Energy efficiency index (EEI):	107,6
Energy efficiency at nominal heat output (%):	81,1
Notes for specific precautions, installation or maintenance:	Please note the reference in the assembly instructions and operating manuals!

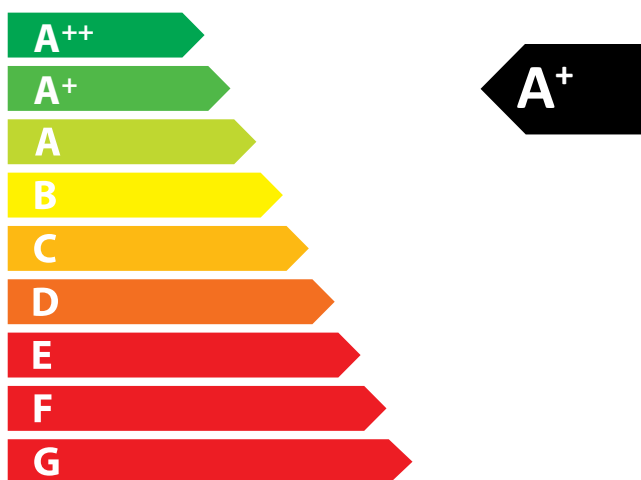
There may be modifications to technical details caused by ongoing developments; subject to errors and omissions. Dated: 11/2021

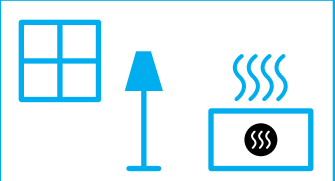


ENERG
енергия · ενέργεια



Camina  Schmid Format 6, Creation 6





6,0
kW

ENERGIA · ЕНЕРГИЯ · ΕΝΕΡΓΕΙΑ · ENERGIJA · ENERGY · ENERGIE · ENERGI

2015/1186